



## Trading Strategy

November 26, 2020

**SIEMENS Nov Fut (Sell at Rs.1365-1370 Target Rs1326 Stop Loss Rs1386):**

On the hourly chart, the stock future has slipped lower after a brief consolidation. Hourly RSI is in a bearish crossover and falling. Hold short positions with the mentioned stop loss.

**Trading ideas (Time period: 1-14 days)**

BUY SBI LIFE November future at Rs848-852, Stop Loss Rs809.85 & Target Rs868.

**Derivative Strategy (Time Period: Hold Till expiry)**

BUY HCL Tech November future at Rs824-828, Stop Loss Rs809.85 & Target Rs843.

**Nifty Outlook:** Nifty finds support around 12750 while 13145 will act as resistance. Bank Nifty finds support around 29000 while 29750 will act as resistance on the upside.

Asian markets opened in the green led by the Japanese Nikkei which traded higher by 100 points as it hit fresh new 2 year highs. The last 8 months have seen stellar performance from most Asian markets with the Japanese Nikkei in large caps & South Korean 'Kospi' in small caps leading the gainers. Chinese stocks bucked the trend this month & saw profit booking even yesterday as they stay away from the global rally.

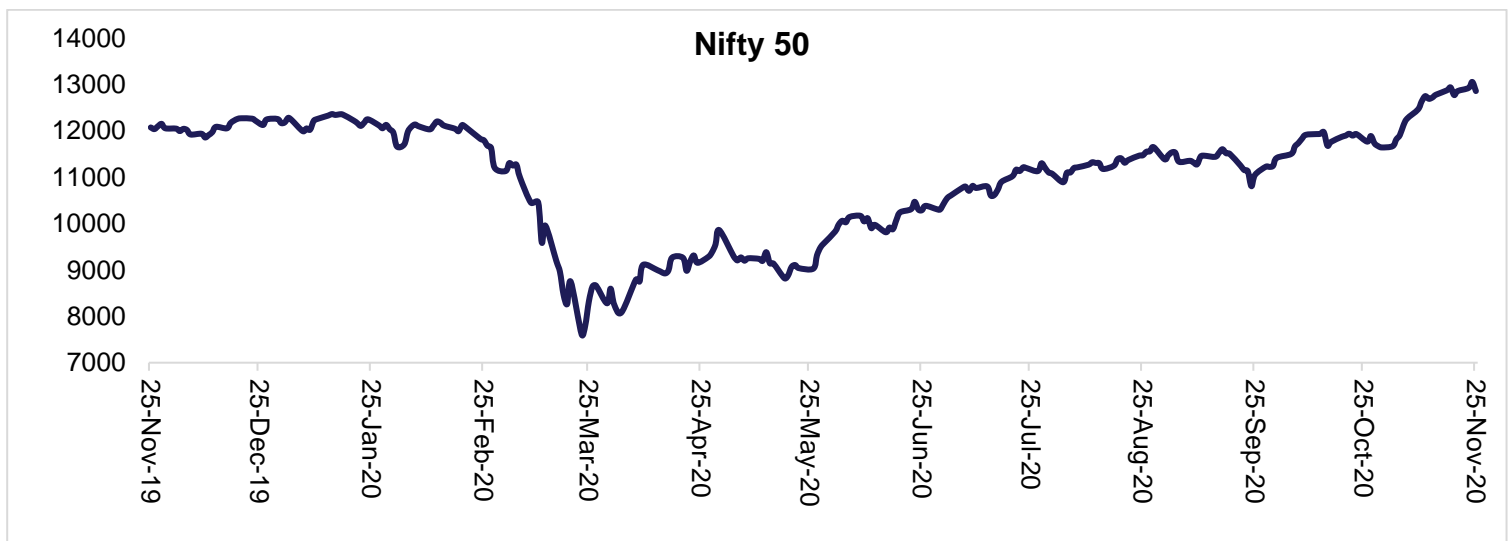
Indian Market		Change (%)	
	Last Close	1 day	YTD
Sensex	43,828	(1.6)	20.9
Nifty	12,858	(1.5)	17.9
Nifty Bank	29,196	(1.8)	6.6
Nifty Midcap 50	5,334	(1.4)	8.3
Nifty Smallcap 50	3,120	(0.9)	(1.7)

Developed Markets		Change(%)	
	Last Close	1 day	YTD
Dow Jones	29,872	(0.6)	28.0
Nasdaq	12,094	0.5	81.4
S&P 500	3,630	(0.2)	44.6
Hang Seng	26,670	0.3	6.1
Nikkei	26,297	0.5	34.4

Institutional Activity		(` cr)	
	Cash	YTD	
FII	24	7282	
DII	-1840	9999	

\*Provisional Figures

Advance/Decline stocks No. (NSE)		
	25-Nov-20	24-Nov-20
Adv	645	1093
Dec	1246	802
Unch	109	114





Index	Spot	Future	FutChg (%)	Basis	Current OI v/s Total OI (%)	OI in Shares	OI Chg	PCR OI	PCR VOL	ATM IV	Max CE Buildup	Max PE Buildup	Rollovers (%)
Nifty	12858	12859	(1.6)	1	54.6	142.5	(2.6)	1.27	1.03	14.0	12000	11500	64.3
BankNifty	29196	29209	(1.8)	12	79.9	17.7	(7.8)	0.84	0.92	22.0	25000	23000	58.9

## Gainers

Underline	OI (lakhs)	OI Chg (%)	Price	Price Chg (%)	Action
IBULHSGFIN	204	35.2	185	2.2	Long Buildup
BANKBARODA	587	32.5	49	4.4	Long Buildup
BALKRISIND	15	14.1	1604	(2.7)	Short Buildup

## OI Losers

Underline	OI (lakhs)	OI Chg (%)	Price	Price Chg (%)	Action
AMARAJABAT	12	(23.9)	875	(0.5)	Long Unwinding
CUMMINSIND	14	(20.1)	525	(0.1)	Long Unwinding
SRTRANSFIN	36	(15.0)	1043	2.5	Short Covering

## Nifty Monthly Active Strikes

Strikes	Price	Price Chng (%)	OI	OI Chng (%)	% OI Change since Expiry
11500CE	1361	(12.8)	3	(6.6)	(44.4)
11200CE	1661	(11.1)	1	(10.2)	(34.0)
11000CE	1858	(10.0)	1.5	(26.4)	(57.2)
11000PE	0	(65.2)	16.9	(11.8)	(20.9)
10800PE	0	(71.4)	9	(1.7)	(19.9)

## Since Expiry

Underline	OI	OI Chg (%)	Price Chg (%)	Rollover (%)
NIFTY	142.5	35.1	10.2	64.3
BANKNIFTY	17.7	6.8	21.2	58.9
GODREJPROP	15.7	164.4	9.3	72.6
MFSL	43.0	130.3	6.7	79.6

## Nifty/Bank Nifty Weekly expiry update:

- ✧ On the options front (November 26, 2020 expiry), Nifty call options strikes added writing positions, as the index trended lower
- ✧ Nifty PCR stood at 1.27x vs 1.78x
- ✧ FI's long/short ratio stood at 1.8x vs 2.3x
- ✧ FI's were net buyers in the cash market segment to the tune of Rs24cr

## FI Long-Short Activity

Index	OI	% Chg	% Chg Since Exp	Long-Short Ratio	Long-Short Ratio since Exp
Fut Long	114	(10)	127	1.8	2.2
Fut Short	64	10	2		
Opt CE Long	263	5	131	1.4	0.8
Opt CE Short	187	28	191		
Opt PE Long	383	7	69	1.4	0.7
Opt PE Short	283	2	135		

## Cash and carry arbitrage

Underline	Spot Price	Futures Price	Basis	Basis (%)	Action
IDEA	9.70	9.75	0.05	0.5	Buy cash and Sell future
ADANIEN T	399.25	400.80	1.55	0.4	Buy cash and Sell future
WIPRO	350.00	351.10	1.10	0.3	Buy cash and Sell future

## PCR Open Interest

Underline	Current	Previous	% Change
COLPAL	0.75	0.47	0.61
GODREJCP	0.45	0.29	0.56
MINDTREE	0.55	0.40	0.39
BANKNIFTY	0.84	1.36	(0.38)
EXIDEIND	0.61	0.44	0.37
TORNTPHARM	0.49	0.36	0.36
PIDILITIND	0.72	0.54	0.35
BRITANNIA	0.58	0.43	0.33
ONGC	0.74	0.57	0.29
NIFTY	1.27	1.78	(0.29)

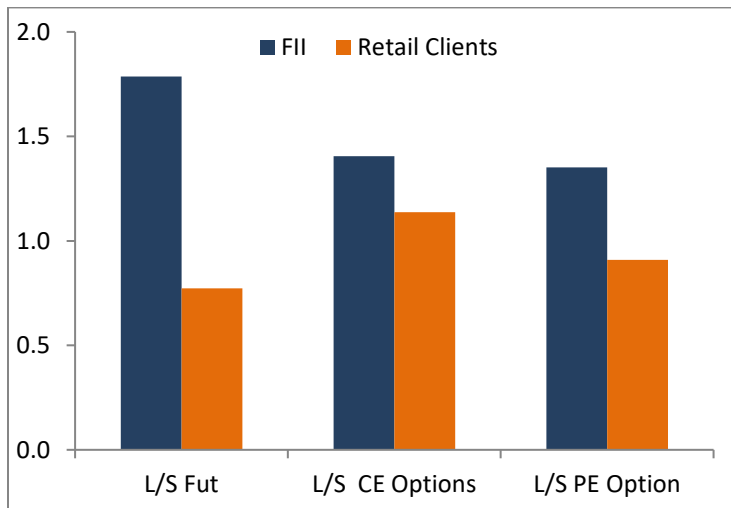
## Reverse cash and carry arbitrage

Underline	Spot Price	Futures Price	Basis	Basis (%)	Action
SRTRANS FIN	1065.00	1043.25	(21.75)	(2.0)	Sell cash and Buy future
BOSCHLTD	12923.70	12740.35	(183.35)	(1.4)	Sell cash and Buy future
PVR	1307.35	1300.30	(7.05)	(0.5)	Sell cash and Buy future

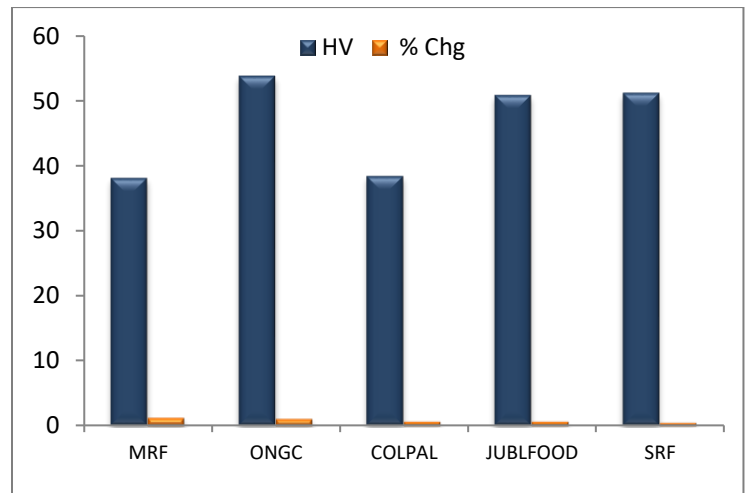
## PCR Volume

Underline	Current	Previous	% Change
PIDILITIND	0.71	0.16	3.57
CUMMINSIND	0.64	0.18	2.64
SRF	0.63	0.22	1.89
MRF	0.32	0.11	1.77
EICHERMOT	0.84	0.32	1.64
TECHM	0.51	0.21	1.48
GODREJPROP	0.26	0.11	1.46
GLENMARK	0.58	0.24	1.43
BALKRISIND	0.74	0.33	1.24
COLPAL	0.40	0.18	1.23

## FII Vs Retail Long-Short ratio



## Historical Volatility of Active Stocks



Company	CMP (Rs)	Support*	Resistance*	50-DMA	200-DMA
ACC	1665	1645	1701	1559	1345
ADANIPOWER	399	387	408	358	330
ADANIPOWER	38	38	39	37	37
AMARAJABAT	874	862	893	774	678
AMBUJACEM	256	255	259	242	205
APOLLOHOSP	2242	2200	2319	2121	1646
APOLLOTYRE	173	171	177	144	120
ASHOKLEY	90	88	92	81	63
ASIANPAINT	2154	2133	2192	2103	1835
AUROPHARMA	853	839	878	808	714
AXISBANK	600	587	621	506	477
BAJAJ-AUTO	3051	3008	3127	2997	2806
BAJAJFINSV	8718	8571	8937	6323	6231
BAJFINANCE	4690	4635	4785	3648	3233
BALKRISIND	1603	1578	1648	1438	1207
BANDHANBNK	368	361	375	313	302
BANKBARODA	49	47	51	44	51
BATAINDIA	1484	1464	1509	1358	1357
BEL	107	105	110	95	87
BERGEPAIN	636	631	642	614	540
BHARATFORG	496	489	506	470	397
BHARTIARTL	464	456	475	447	510
BHEL	31	30	32	29	31
BIOCON	420	411	437	431	379
BOSCHLTD	12926	12444	13596	12335	11970
BPCL	382	378	390	368	381
BRITANNIA	3556	3532	3580	3615	3398
CADILAHC	422	417	429	418	356
CANBK	97	93	100	91	102
CESC	584	576	596	597	595
CHOLAFIN	353	347	363	272	222
CIPLA	732	722	748	764	640
COALINDIA	124	123	126	118	135
COLPAL	1501	1478	1544	1465	1385
CONCOR	400	394	409	385	402
CUMMINSIND	527	522	532	462	430
DABUR	501	497	508	512	485
DIVISLAB	3469	3423	3542	3216	2622
DLF	183	180	189	166	159
DRREDDY	4806	4719	4955	4986	4121
EICHERMOT	2595	2542	2688	2244	12215
EQUITAS	68	66	70	51	57

Company	CMP (Rs)	Support*	Resistance*	50-DMA	200-DMA
ESCORTS	1394	1378	1415	1271	1016
EXIDEIND	171	169	175	164	158
FEDERALBNK	59	58	61	54	55
GAIL	102	101	104	88	94
GLENMARK	466	459	479	485	399
GMRINFRA	26	25	26	24	21
GODREJCP	696	688	709	694	639
GRASIM	843	831	865	777	648
HAVELLS	815	807	828	739	614
HCLTECH	825	816	840	833	645
HDFC	2191	2163	2236	2005	1878
HDFCBANK	1403	1378	1446	1222	1079
HDFCLIFE	665	655	682	595	554
HEROMOTOC	3009	2975	3069	3075	2544
HINDALCO	223	220	228	184	159
HINDPETRO	212	210	215	189	203
HINDUNILVR	2136	2119	2162	2123	2155
IBULHSGFIN	185	181	193	158	180
ICICIBANK	473	466	485	415	387
ICICIPRULI	448	441	457	423	415
IDEA	10	9	10	9	7
IDFCFIRSTB	36	35	37	32	29
IGL	450	445	458	408	426
INDIGO	1591	1561	1641	1403	1159
INDUSINDBK	855	842	872	657	605
INFRATEL	215	211	223	187	197
INFY	1116	1103	1136	1084	849
IOC	86	85	87	79	86
ITC	194	192	197	175	185
JINDALSTEL	235	229	245	202	163
JSWSTEEL	338	335	344	308	237
JUBLFOOD	2426	2377	2519	2330	1876
JUSTDIAL	612	605	623	515	417
KOTAKBANK	1862	1831	1917	1500	1392
L&TFH	74	73	76	65	69
LICHSGFIN	323	319	330	299	285
LT	1116	1103	1138	958	957
LUPIN	895	886	905	971	867
M&M	720	713	730	627	524
M&MFIN	161	158	166	133	177
MANAPPURAM	167	163	172	161	147

Company	CMP (Rs)	Support*	Resistance*	50-DMA	200-DMA
MARICO	369	364	377	365	335
MARUTI	7056	6964	7200	6904	6164
MCDOWELL-N	550	542	564	531	569
MFSL	630	623	642	603	526
MGL	931	922	944	851	944
MINDTREE	1376	1358	1409	1359	1062
MOTHERSUMI	143	140	147	118	101
MRF	76312	74377	79524	64710	62677
MUTHOOTFIN	1119	1105	1141	1164	1011
NATIONALUM	36	35	37	32	33
NAUKRI	4042	3998	4088	3610	2982
NCC	43	42	44	35	31
NESTLEIND	17520	17310	17759	16392	16458
COFORGE	2424	2397	2467	2339	1762
NMDC	93	92	95	86	86
NTPC	94	93	95	87	93
OIL	97	96	98	89	94
ONGC	81	78	83	70	78
PAGEIND	22310	22006	22706	20731	19676
PEL	1389	1365	1432	1326	1238
PETRONET	257	253	261	231	239
PFC	105	104	107	92	93
PIDILITIND	1544	1525	1578	1511	1457
PNB	31	30	32	29	34
POWERGRID	195	193	197	172	172
PVR	1307	1281	1339	1209	1224
RAMCOCEM	854	842	875	790	682
RBLBANK	227	221	234	185	181
RECLTD	117	115	119	104	105
RELIANCE	1948	1929	1980	2111	1752
SAIL	43	42	44	36	34
SBIN	243	240	248	206	206
SHREECEM	23699	23265	24414	21409	21098
SIEMENS	1364	1344	1399	1300	1203
SRF	5106	5008	5278	4528	3930
SRTRANSFIN	1065	1036	1091	735	748
SUNPHARMA	506	498	520	500	472
SUNTV	416	410	427	442	412
TATACHEM	368	362	376	315	337
TATACONSUM	515	506	527	500	422
TATAMOTORS	171	168	176	141	116
TATAPOWER	62	60	64	55	47

Company	CMP (Rs)	Support*	Resistance*	50-DMA	200-DMA
TATASTEEL	541	534	553	418	362
TCS	2701	2682	2727	2643	2211
TECHM	862	852	876	827	679
TITAN	1307	1290	1335	1226	1084
TORNTPHARM	2585	2560	2624	2687	2476
TORNTPOWE R	309	305	314	311	315
TVSMOTOR	475	470	480	463	400
UBL	1046	1030	1075	981	1010
UJJIVAN	285	281	290	224	230
ULTRACEMCO	4820	4771	4899	4431	3971
UPL	419	414	427	468	446
VEDL	114	112	117	112	107
VOLTAS	753	739	777	711	609
WIPRO	350	347	356	338	255
YESBANK	14	14	15	13	22
ZEEL	188	186	192	193	182

### Bulk Deals

Date	Scrip name	Institution	B/S	Qty ('000)	Avg price (₹)
25-Nov	PVR	GEMEQUITY	B	350	1315.1
25-Nov	UJAAS	TRIPLERANK VINIMAY PRIVATE LIMITED	S	1400	2.9

## Corporate Snippets:

- ✧ Lakshmi Vilas Bank will be merged with DBS Bank India with effect from November 27, and its shares will be written off and de-listed from same date. Hence, its moratorium will now be lifted on November 27 against December 16 earlier.
- ✧ Laurus Labs to acquire 72.55% stake in a biotech company called Richcore Lifesciences for Rs246.67cr.
- ✧ Fine Organic Industries new facility in Patalganga, Maharashtra has started its operations from November 25.
- ✧ Vakrangee Board has withdrawn the scheme of amalgamating its wholly-owned arms Vakrangee Logistics and Vakrangee Finserve with the company, due to substantial changes in business environment in last few months. Scheme is presently pending with NCLT.
- ✧ Astral Poly Technik Board approves entry into the business of manufacturing and trading of plastic water storage tanks and add new capacity with a total investment not exceeding Rs75cr. The company will also acquire assets from Shree Prabhu Petrochemicals for up to Rs51cr.
- ✧ Consortium of lenders have given their in-principle approval to the resolution plan of Kesoram Industries formulated under the Reserve Bank of India's guidelines.
- ✧ Future Consumer's Rajnikant Sabnavis resigned as CEO.
- ✧ Siemens reported profit at Rs330.2cr in Q4FY20.

## Economy Snippets:

- ✧ India 4th major host of greenfield FDI projects during 2004-2015: Report (ET)
- ✧ Non-basmati rice export likely to double this year (ET)
- ✧ Union Cabinet approves equity infusion of Rs 6000 crore in NIIF Debt Platform by govt (ET)
- ✧ Income Tax refunds worth Rs 1.36 lakh cr issued to 41.25 lakh taxpayers till November 24 (FE)
- ✧ BofA sees Q2 growth improving to -7.8% (FE)

Sunday	Monday	Tuesday	Wednesday	Thursday	Friday	Saturday
1-Nov	2-Nov	3-Nov	4-Nov	5-Nov	6-Nov	7-Nov
Caixin Manufacturing PMI (Oct)- CNY 10-Year JGB Auction, Manufacturing PMI (Oct)-JPY	Nikkei Markit Manufacturing PMI (Oct)- INR ISM Manufacturing PMI (Oct), Manufacturing PMI (Oct) Core PCE Price Index (MoM), Core PCE Price Index (YoY)- USD	Nikkei Services PMI –INR ISM Non-Manufacturing PMI- USD Caixin Services PMI (Oct)- CNY	Nikkei Services PMI- INR ADP Nonfarm Employment Change (Oct), ISM Non-Manufacturing PMI (Oct), Exports, Imports –USD Services PMI (Oct)- JPY	FED Interest Rate Decision, FOMC Press Conference, ISM Non-Manufacturing PMI – USD	Deposit Growth- IND Unemployment Rate (Oct), Nonfarm Payrolls – USD	Exports (YoY) (Oct), Imports (YoY) (Oct), Trade Balance (USD) (Oct)- CNY
8-Nov	9-Nov	10-Nov	11-Nov	12-Nov	13-Nov	14-Nov
Chinese Composite PMI, Caixin Services PMI- CNY	10-Year Note Auction-USD CPI (MoM) (Oct), CPI (YoY) (Oct), PPI (YoY) (Oct)- CNY	Exports (USD) (Oct), Imports (USD) (Oct) Trade Balance (Oct)- INR EIA short-Term Energy Outlook, JOLTs Job Openings (Sep), WASDE Report- USD	M3 Money Supply- INR	CPI (YoY) (Oct), Cumulative Industrial Production (Sep), Industrial Production (YoY) (Sep), Manufacturing Output (MoM) (Sep)- INR IEA Monthly Report, Federal Budget Balance, (Oct), Core CPI (MoM) (Oct), CPI (YoY) (Oct)- USD	WPI Inflation (YoY), WPI Food (YoY), WPI Fuel (YoY), WPI Manufacturing Inflation (YoY)- INR PPI (MoM) (Oct), Michigan Consumer Expectations (Nov)- USD	PPI (MoM)- USD
15-Nov	16-Nov	17-Nov	18-Nov	19-Nov	20-Nov	21-Nov
GDP (QoQ) (Q3)- JPY Industrial Production (YoY) (Oct)- CNY		Core Retail Sales (MoM)		Philadelphia Fed Manufacturing Index- USD PBoC Loan Prime Rate- CNY		
22-Nov	23-Nov	24-Nov	25-Nov	26-Nov	27-Nov	28-Nov
				FOMC Meeting Minutes- USD	Thanksgiving Day (Holiday)- US	
29-Nov	30-Nov	21-Nov				
	OPEC Meeting - USD					



## Recommendation Parameters for Fundamental/Technical Reports:

Buy – Absolute return of over +10%  
Accumulate – Absolute return between 0% to +10%  
Reduce – Absolute return between 0% to -10%  
Sell – Absolute return below -10%

**IIFL Group | IIFL Securities Ltd** (CIN No.: L99999MH1996PLC132983) Office No 1, Gr Floor, Hubtown Solaris, NS Phadke Marg, Andheri, Vijay Nagar, Mumbai - 400069, Tel.: (91-22) 2580 6650 \*Customer Service: 40071000 \*Stock Broker SEBI Regn: INZ000164132 \*NSE: 10975 \*BSE: 0179 \*MCX:55995 \*NCDEX:378 \*Depository: INDP185 2016 \*MF Distributor ARN: 47791, \*PMS SEBI Regn.: INP000002213, \*Investment Adviser SEBI Regn. : INA000000623, \*Research Analyst SEBI Regn:- INH000000248 | Kindly refer to [www.indiafoline.com](http://www.indiafoline.com) for detailed disclaimer and risk factors.

For Research related queries, write at [research@iifl.com](mailto:research@iifl.com)

For Sales and Account related information, write to customer care: [cs@iifl.com](mailto:cs@iifl.com) or call on 91-22 4007 1000